


WINDOW CRIMP™ WITH SURE GRIP

SINGLE USE WIRE PULLING HEADS


iTOOLco.



1. Insert bare wire into the head past the window.



2. Use a 12 ton die crimping tool to squeeze the head in one or two positions.



3. Check wire placement.
Start wire pull.

iTOOLco's Window Crimps™ with Sure Grip install faster than traditional pulling heads. Single use pulling heads, Window Crimps™ with Sure Grip are compact and have internal threads that offer more surface area for crimping. The window allows for easy visual inspection of the wire placement - making Window Crimps™ with Sure Grip stronger and more secure. Compatible with aluminum or copper conductors and guaranteed when installed by an iTOOLco certified installer. Window Crimps™ with Sure Grip work best with iTOOLco's WTC1000 Crimper and are compatible with any 12 ton crimper.



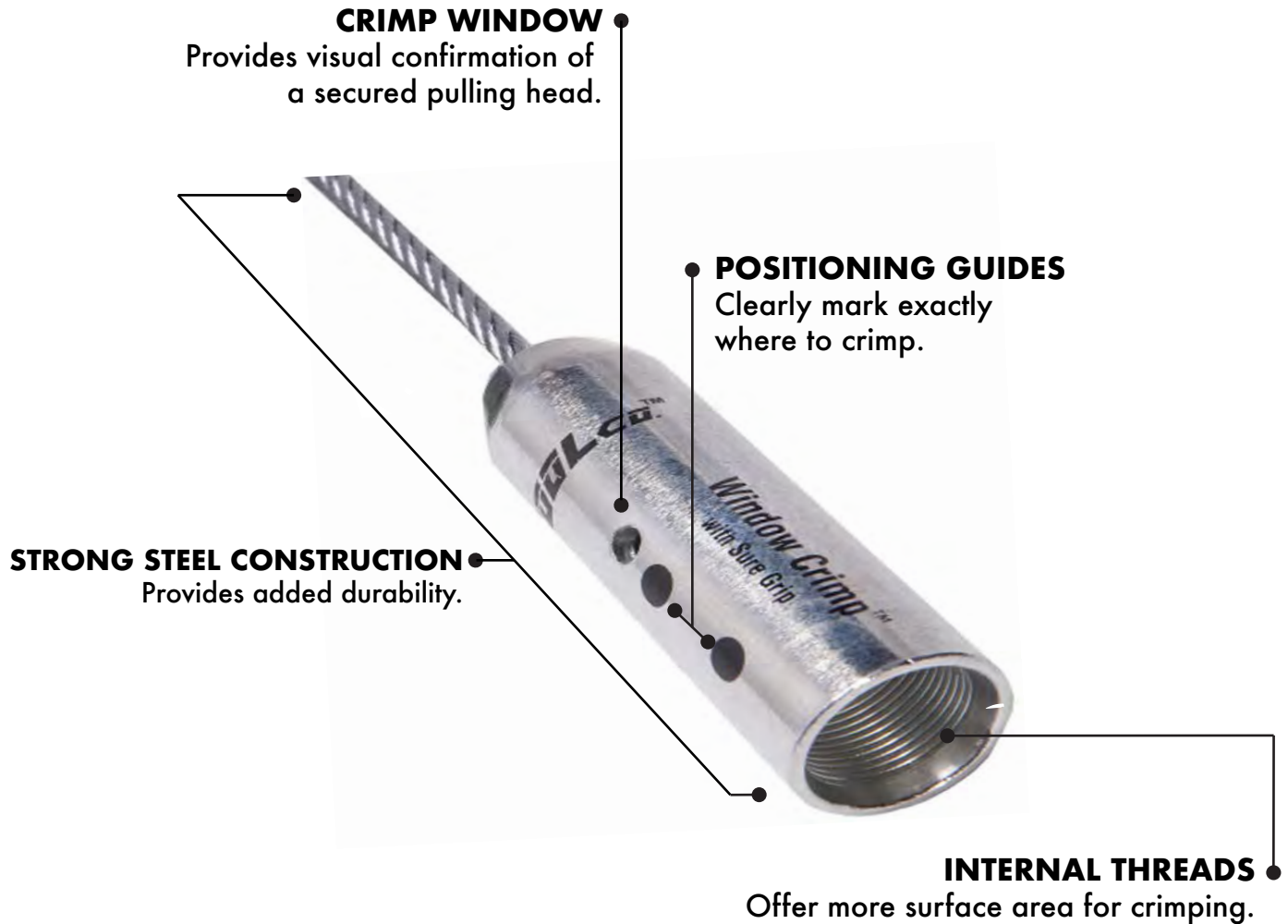
FASTER SAFER WORKSPACE

iTOOLco.com / 865-670-3713

WINDOW CRIMP™ WITH SURE GRIP

ELIMINATE THE GUESSWORK

iTOOLco.



Model	Description	Specifications
CR120 - CR191	Window Crimps™ with Sure Grip	Wire sizes 8 - 1 have a 4" stagger between crimp sizes Wire sizes 1/0 - 1000 have a 7" stagger between crimp sizes 0.04 lb. - 1.41 lb.



*Refer to iTOOLco website or catalog for full list of model numbers.

Patent Pending